




## Défi maths cycle 2


n°9

### A moitié


Dans un de ces schémas, il y a exactement la moitié des dessins qui sont des cœurs. Lequel ?




A




B



C



D



E